



Aero Diffusion Technical Specifications

MobileScent®



Table of Contents

I) Introduction	<i>p.3</i>
II) Technology	<i>p.5</i>
III) Programming	<i>p.6</i>
IV) <i>Product Structure</i>	<i>p.8</i>
V) Specifications	<i>p.9</i>

Introduction

Aero Diffusion Technology® can be applied by 7 different devices that cover every need. The devices have been designed in order to respond to the demands of any project or area. They are fully programmed and ergonomical.

MobileScent®

MobileScent® is created to be with you wherever you go! Ultra quiet, portable & rechargeable Aero Device. Work time, refill consumption and intensity adjustable.

Fully programmed / 10 ml refill / Rechargeable
/ Muted Low Noise / Elegant Appearance /
Multiple Modes / Car or Home



Technology

Aero Diffusion appliances of **Spring Air** thanks to the patented diffusion system that they use, they can ensure the conversion of the liquid fragrance into ultra fine droplets, distributing them at an average of 1.000 nanometers (1 micrometer μm) in diameter.

What can be characterized as being unique concerning the **Aero Diffusion Technology**[®] is the small droplet diameter and the extra light weight of the droplet that can ensure uniform scent distribution.

In performance terms, Aero technology droplets convert liquid into vapor very fast. This ensures the absence of residues on surfaces within the scented area. Very important parameter is that the scent effect, which is created, cause very low concentration of fragrance in the air, usually less than 1PPM which is below the international standards for allergic response.

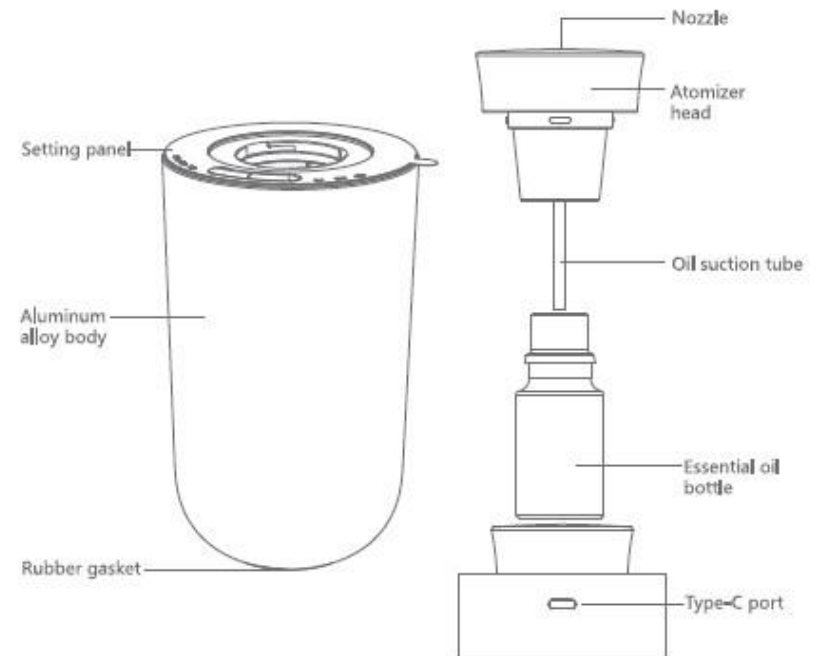
The perfect diffusion of the fragrance into the area can be achieved with the complete programming of the devices. Each device can be programmed for every day separately into two different zones. Thus, given that capability, the aromatization of each space is feasible.

Programming

Installation

1. Rotate to take out the aromatize head.
2. Place the refill of the fragrance.
3. Install the atomizer head and start setting.

Product Structure



Programming

Setting Panel

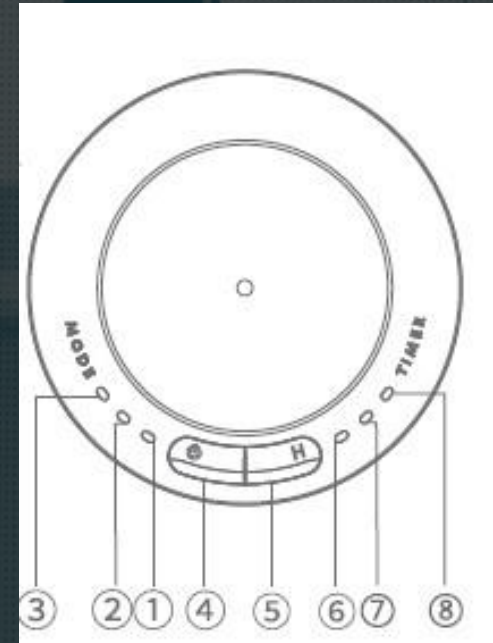
- 1) Lowest mode indicator light: Atomize 15s , Pause 165s
- 2) Moderate mode indicator light: Atomize 60s, Pause 120s
- 3) Strongest mode indicator light: Atomize 120s, Pause 60s
- 4) ON/OFF button and adjust aromatization modes.
- 5) Timing button: Set working time 1/2/4 hours.
- 6) Indicator light: Work for 1 hour.
- 7) Indicator light: Work for 2 hours.
- 8) Indicator light: Work for 4 hours.

Status display:

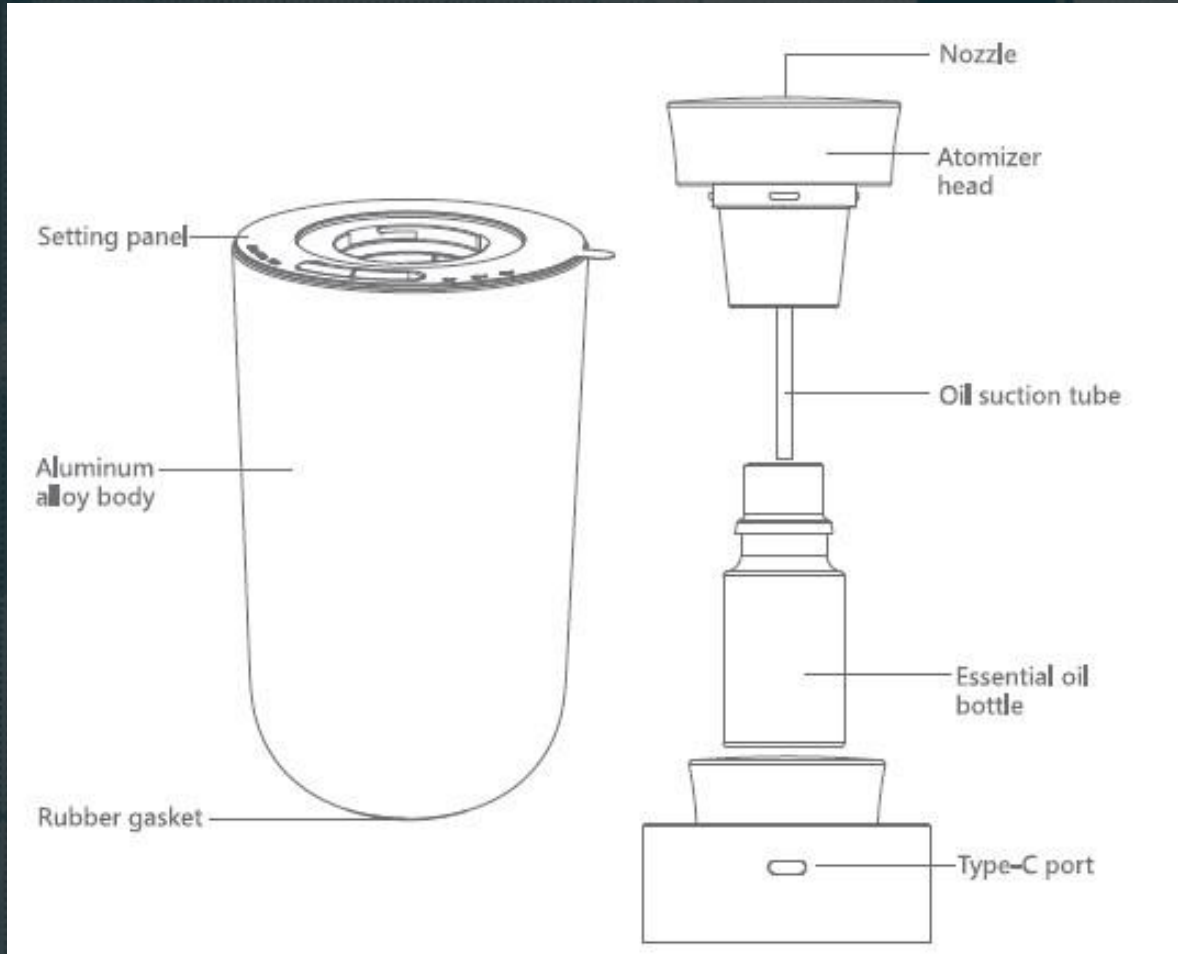
Charging: The mode indicator lights up circularly..

Fully charged: all mode indicator lights flashing.

Lack of power: ① mode indicator light flashing.



Product Structure



Specifications

MobileScent®

Technical Characteristics

Reference MobileScent® Diffuser
Type Cold Evaporation Diffusion device

Power Input

Rated Input DC5V – 1A
Rated Power(Li-Battery) 2W
Rated Power (DC5V-1A) 6W
Lithium Battery 2000mAh

Performance Up to 100cbm subject to air flow conditions
Control Programmable start & stop times

Dimensions

Height x diameter 137mm x 70mm
Net Weight 306g
Packing size 208mm x 101mm x 85mm
Noise <40db

Cartridge
Reservoir 10ml
Disposable/Recyclable



Revolutionary
solutions
for different
needs...